

## SOTI ENTERPRISE SERVICE

CUSTOM SERVICE WHEN YOU NEED IT FOR  
BUSINESSES WITH 1,001 OR MORE DEVICE DEPLOYMENTS

Business mobility is critical to business success when downtime is not an option. When devices aren't responding or apps aren't performing, SOTI Enterprise Service is there to minimize any disruptions and maximize mobile uptime.

It's anytime peace of mind to ensure your mobile technology remains productive and profitable.

### THREE SERVICE ELEMENTS

SOTI Enterprise Service is divided into three elements that deliver world-class service, technical assistance and best practice support.



#### SERVICE FEATURES

Access to experts and resources to maximize the uptime of your mobile deployments



#### SOFTWARE SERVICES COMPONENT

Technology and tools designed to help your business save time and money



#### SUPPORT SERVICES COMPONENT

Customized guidance which strengthens the impact of your mobile deployments





### 24/7/365 MULTILINGUAL SUPPORT AND BEST-IN-CLASS RESPONSE TIMES

In the early morning, the middle of the night or on the weekend, SOTI Enterprise Service provides the technical assistance your business needs in seven languages<sup>1</sup>, with reliable and predictive response times based on the severity of your issue:





- Critical (Severity 1): 30 minutes or less, 24/7 availability
- Major (Severity 2) or Minor: 60 minutes or less, 24/7 availability
- Minor (Severity 3): One business day
- Cosmetic (Severity 4): Two business days

## SELECTED SOTI ENTERPRISE SERVICE FEATURES

For a full list, review the comparison table at the end of this document.

	<p><b>TECHNICAL ACCOUNT MANAGER (TAM)</b></p> <p>A seasoned enterprise mobility expert assigned and dedicated to understanding and resolving your issues and advocating on your behalf</p>
	<p><b>CUSTOMER PORTAL</b></p> <p>Anytime access to detailed information about your SOTI products and entitlements. Submit new support cases or view and edit cases in progress</p>
	<p><b>ADVANCED SUPPORT TEAM</b></p> <p>Bypass the Level 1 support queue and receive assistance from Level 2 and Level 3 Technical Support Engineers<sup>2</sup></p>
	<p><b>ROOT CAUSE ANALYSIS (UPON REQUEST)</b></p> <p>Support Engineers will investigate and analyze the root cause of the Critical (Severity 1) device or server issues you are experiencing and tell you how to prevent them from repeating</p>

## PROACTIVE SOFTWARE SERVICES COMPONENT FEATURES

	<p><b>SOTI MOBICONTROL XTREME HUB TECHNOLOGY<sup>3</sup></b></p> <p>SOTI XTreme Hub is designed for low bandwidth connections and optimizes the time and load required to distribute large amounts of apps and data by up to 10x.<sup>4</sup></p>
	<p><b>SOTI MOBICONTROL SYSTEM HEALTH DASHBOARD<sup>5</sup></b></p> <p>Real-time and 48-hour look back into analytics such as queue lengths, processing times, CPU, DB performance and server operational health.</p>
	<p><b>SOTI IDENTITY MULTI-FACTOR AUTHENTICATION (MFA)<sup>6</sup></b></p> <p>To improve user security, SOTI Identity administrators can configure MFA for its users. SOTI Identity offers MFA via one-time password (OTP) by email or through MFA providers Google Authenticator and Duo Security.</p>
	<p><b>ACCESS TO DEVICE SIMULATION AND TESTING SERVICES</b></p> <p>Use SOTI's device simulator software to simulate loads and app distribution to test new versions of SOTI MobiControl for peace of mind prior to migration and upgrade.</p>

<sup>1</sup>Guaranteed languages: English, German, French, Spanish, Simplified Japanese. Based on availability of resources: Simplified Chinese, Italian





<sup>2</sup>L2 and L3 24/7/365

<sup>3,5,6</sup>Available only with SOTI Enterprise Plus Service, an additional offering from SOTI Enterprise Service

<sup>4</sup>SOTI MobiControl Xtreme Hub Technology is built into SOTI MobiControl and is not a separate product

## SELECTED SUPPORT SERVICES COMPONENT FEATURES

For a full list, review the comparison table at the end of this document.

	<p><b>QUARTERLY BUSINESS REVIEW</b></p> <p>A quarterly review and report of your SOTI production environment's performance, support cases and recommendations for improvement</p>
	<p><b>YEARLY HEALTH CHECK</b></p> <p>In-depth annual review of your SOTI production environment and a report outlining suggestions to improve the performance of your SOTI software</p>
	<p><b>SIX-MONTH TRIAL ACCESS OF THE SOTI ONE PLATFORM</b></p> <p>Enjoy six months of free use of all the products within the SOTI ONE Platform</p>
	<p><b>DISCOUNTED SOTI SYNC CONFERENCE PASSES</b></p> <p>Receive a 15% discount for up to five passes to SOTI SYNC, SOTI's annual user and partner conference</p>

# DETAILED COMPARISON TABLE

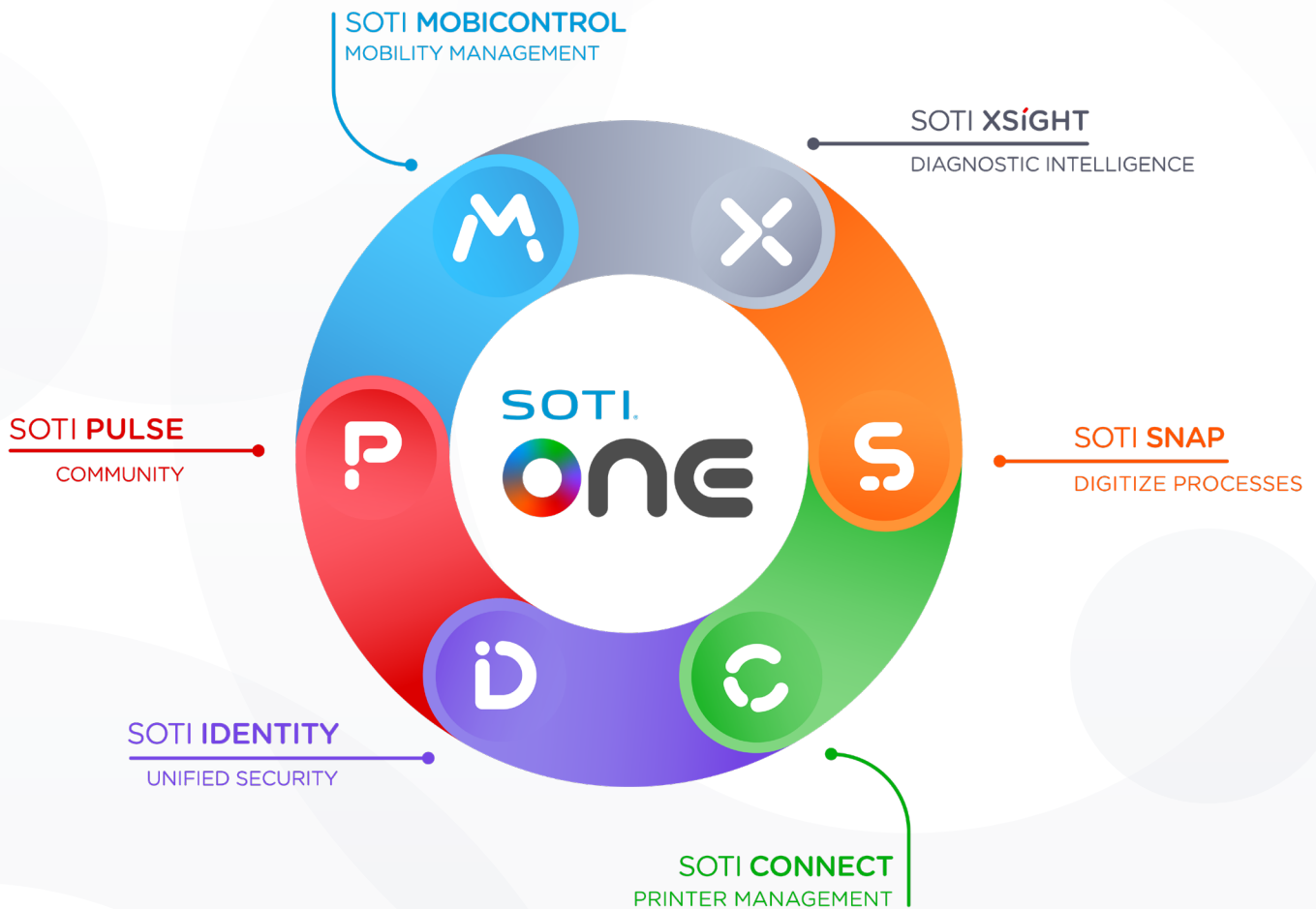
Chart summarizing features of SOTI Services

Feature	Standard Support	Premium Service	Premium Plus Service	Enterprise Service	Enterprise Plus Service
Number of Devices	N/A	Up to 1,000	Up to 1,000	1,001 and above	1,001 and above
Minimum Order Quantity (MoQ)	10 licenses	10 licenses	10 licenses	10 licenses	10 licenses
Technical Account Manager	No	No	No	Yes	Yes
Advanced Support Team	No	L2/L3 M-F 9-5 (local time) L1 after hours	L2/L3 M-F 9-5 (local time) L1 after hours	L2 and L3 24/7/365	L2 and L3 24/7/365
Hours of Operation	9 AM - 5 PM local	24/7/365	24/7/365	24/7/365	24/7/365
Customer Portal	No	Yes	Yes	Yes	Yes
Maximum Number of Technical Contacts	5	Unlimited	Unlimited	Unlimited	Unlimited
Root Cause Analysis	No	No	No	Upon Request	Upon Request
Software Services Component					
Access to Device Simulation & Testing Services	No	No	No	Yes*	Yes*
SOTI MobiControl XTreme Hub Technology	No	No	Yes	No	Yes
SOTI MobiControl System Health Dashboard	No	No	Yes	No	Yes
SOTI Identity Multi-Factor Authentication (MFA)	No	No	Yes	No	Yes
Support Services Component					
Quarterly Business Review	No	No	No	Yes	Yes
Online Training Academy	No	Yes	Yes	Yes	Yes
Site Visits	None	None	None	Annual (optional)	Annual (optional)
Additional Product Free Access	No	SOTI ONE (3-month trial)	SOTI ONE (3-month trial)	SOTI ONE (6-month trial)	SOTI ONE (6-month trial)
Assisted Product Upgrades	None	None	None	Yes	Yes
Inclusive Test Environment	No	Yes	Yes	Yes	Yes
Health Check	None	None	None	Yearly	Yearly
Webcast Series	No	Yes	Yes	Yes	Yes
SOTI SYNC Conference Passes	No	15% discount (up to 5)	15% discount (up to 5)	15% discount (up to 5)	15% discount (up to 5)

\*Additional Service Fee

# SOTI ONE SIMPLIFIES YOUR BUSINESS MOBILITY

The **SOTI ONE Platform** is an innovative, integrated management solution that maximizes the ROI of your business-critical mobile devices and printers. It reduces the cost, complexity and downtime of your mobile operations and delivers actionable insights to help you make data-driven decisions. Workers are more efficient because devices are more reliable and packed with the tools, data and apps needed to get the job done - fast. Manage your essential mobile devices and printers for total control while increasing the effectiveness of your mobile operations with the SOTI ONE Platform.



## TO LEARN MORE:

Visit [soti.net/one](https://soti.net/one) or contact us with any questions you have.

SOTI is a proven innovator and industry leader for simplifying business mobility and IoT solutions by making them smarter, faster and more reliable. SOTI helps businesses around the world take mobility to endless possibilities.

[soti.net](https://soti.net)